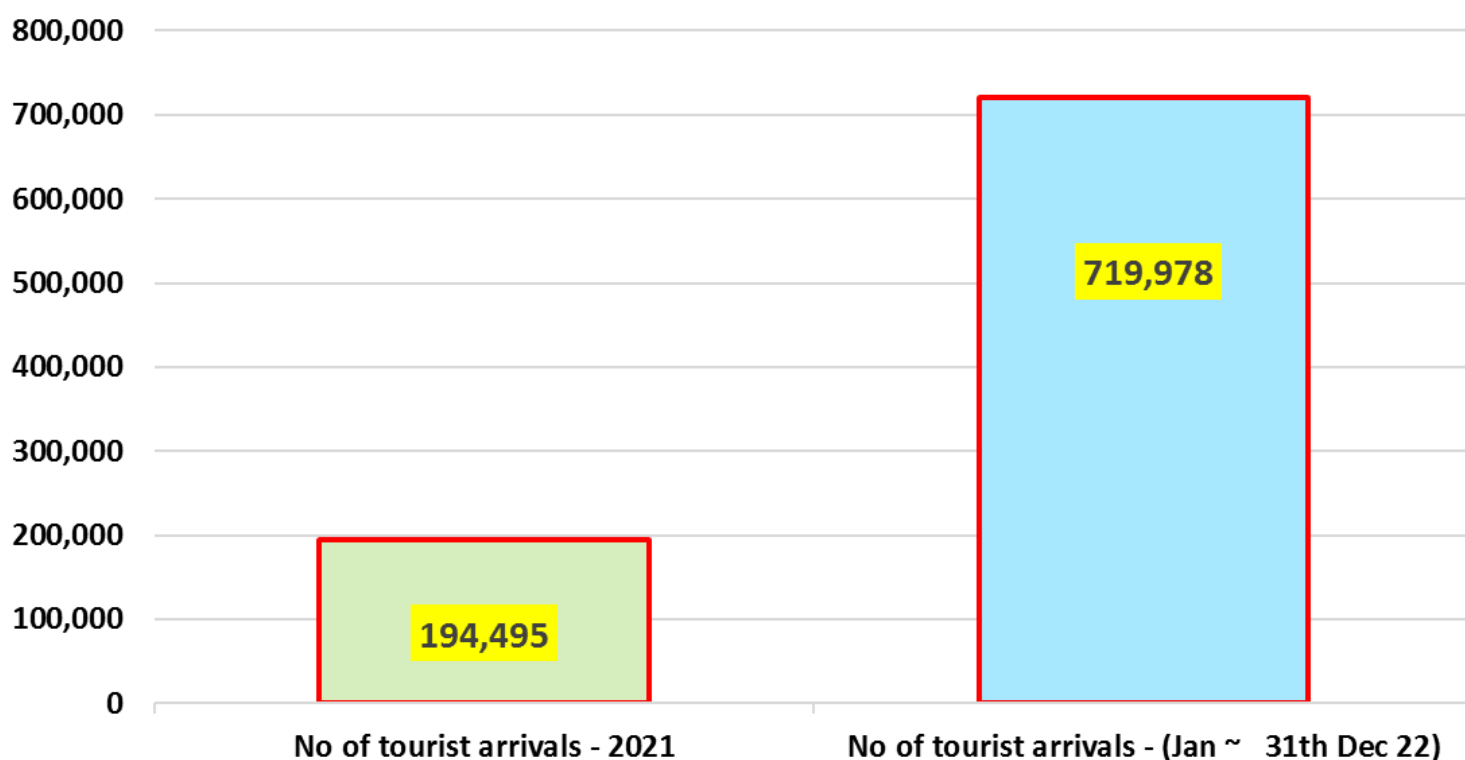


Summary report on tourist arrivals up to 31st December 2022

2021		2022		percentage Change (22/21) %
Month	Number of Tourists	Month	Number of Tourists	
January	1,682	January	82,327	4,795 %
February	3,366	February	96,507	2,767 %
March	4,581	March	106,500	2,225 %
April	4,168	April	62,980	1,411 %
May (1 st to 22 nd)	1,497	May	30,207	1,918 %
June	1,614	June	32,856	1,936 %
July	2,429	July	47,293	1,847 %
August	5,040	August	37,760	649 %
September	13,547	September	29,802	120 %
October	22,771	October	42,026	85 %
November	44,294	November	59,759	35 %
December	89,506	December	91,961	-
Total	194,495		719,978	

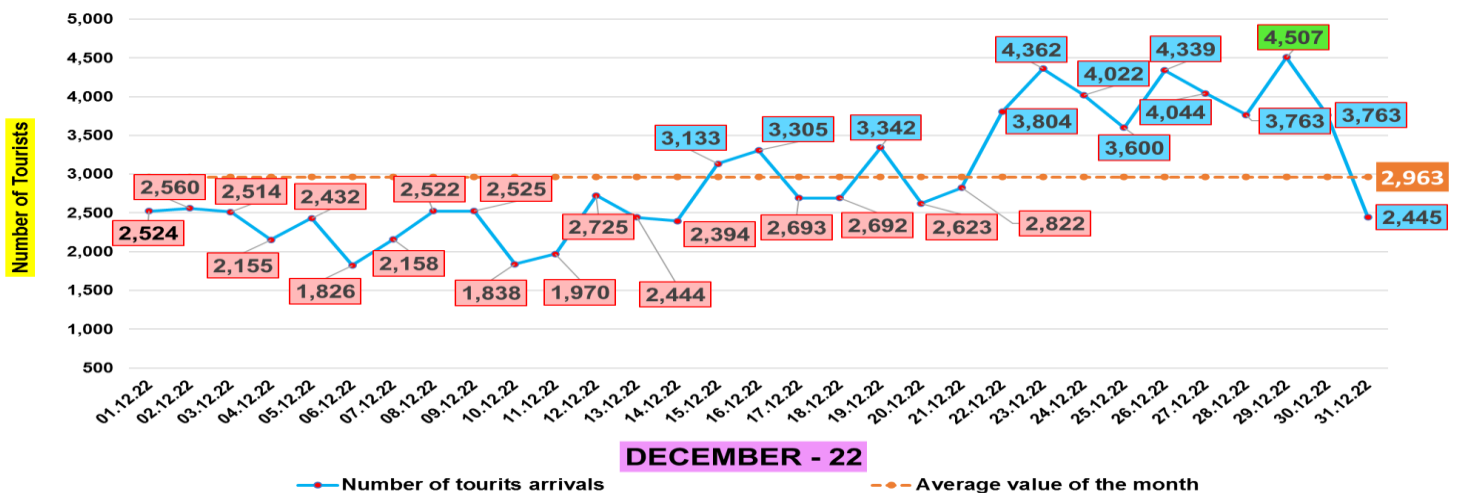
Number of tourist arrivals - 2021 & 2022 (up to 31st December)



Number of tourists arrivals – December (01st ~ 31st) 2022

Date	Number of Tourists
01.12.22	2,524
02.12.22	2,560
03.12.22	2,514
04.12.22	2,155
05.12.22	2,432
06.12.22	1,826
07.12.22	2,158
08.12.22	2,522
09.12.22	2,525
10.12.22	1,838
11.12.22	1,970
12.12.22	2,725
13.12.22	2,444
14.12.22	2,394
15.12.22	3,133
16.12.22	3,305
17.12.22	2,693
18.12.22	2,692
19.12.22	3,342
20.12.22	2,623
21.12.22	2,822
22.12.22	3,804
23.12.22	4,362
24.12.22	4,022
25.12.22	3,600
26.12.22	4,044
27.12.22	4,339
28.12.22	3,763
29.12.22	4,507
30.12.22	3,878
31.12.22	2,445
Total	91,961

Daily distribution of tourist arrivals , December 2022

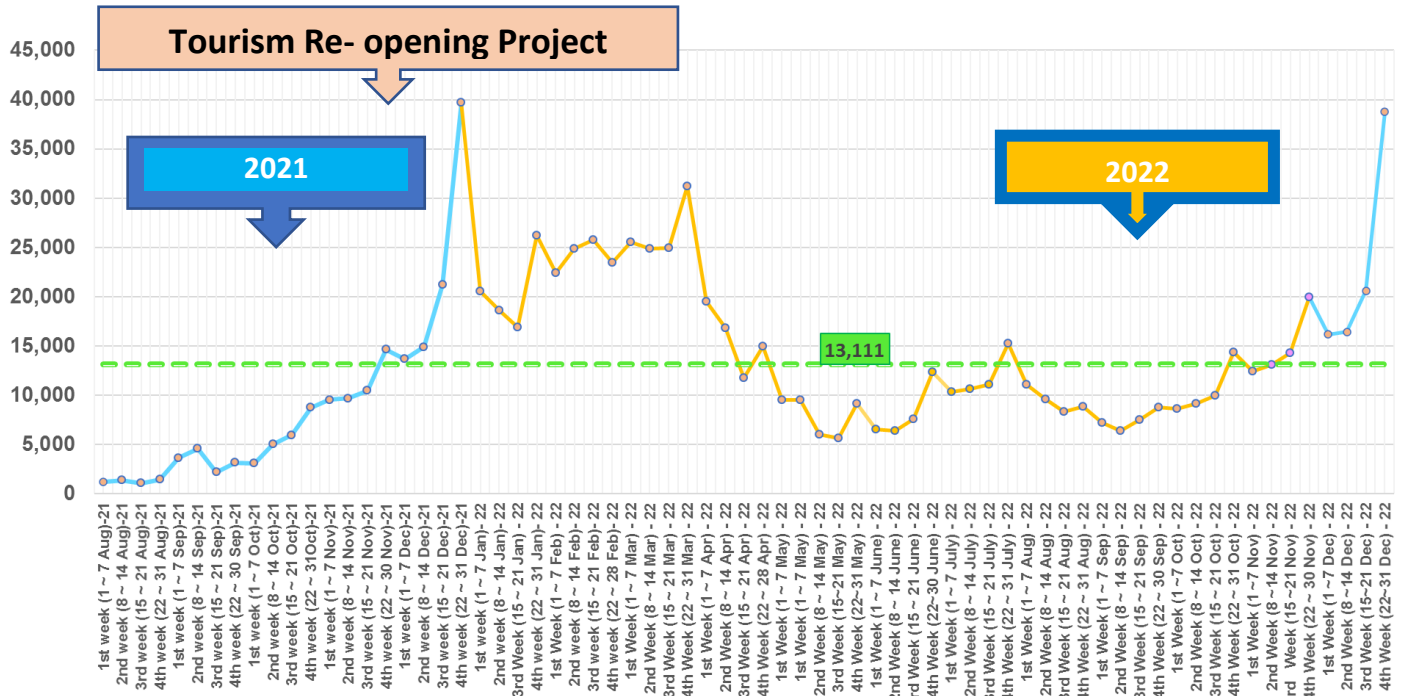


Weekly tourist arrival distribution- August 2021 to December 2022

Week	Number of tourists	Total
1 st week (1 ~ 7 Aug)-21	1,162	5,040
2 nd week (8 ~ 14 Aug)-21	1,362	
3 rd week (15 ~ 21 Aug)-21	1,066	
4 th week (22 ~ 31 Aug)-21	1,450	
1 st week (1 ~ 7 Sep)-21	3,637	13,547
2 nd week (8 ~ 14 Sep)-21	4,570	
3 rd week (15 ~ 21 Sep)-21	2,177	
4 th week (22 ~ 30 Sep)-21	3,163	
1 st week (1 ~ 7 Oct)-21	3,087	22,771
2 nd week (8 ~ 14 Oct)-21	5,013	
3 rd week (15 ~ 21 Oct)-21	5,932	
4 th week (22 ~ 31 Oct)-21	8,739	
1 st week (1 ~ 7 Nov)-21	9,543	44,294
2 nd week (8 ~ 14 Nov)-21	9,679	
3 rd week (15 ~ 21 Nov)-21	10,456	
4 th week (22 ~ 30 Nov)-21	14,616	
1 st week (1 ~ 7 Dec)-21	13,682	89,506
2 nd week (8 ~ 14 Dec)-21	14,911	
3 rd week (15 ~ 21 Dec)-21	21,206	
4 th week (22 ~ 31 Dec)-21	39,707	
1 st week (1 ~ 7 Jan)- 22	20,544	82,327
2 nd week (8 ~ 14 Jan)- 22	18,628	
3 rd Week (15 ~ 21 Jan) - 22	16,917	
4 th week (22 ~ 31 Jan)- 22	26,238	
1 st Week (1 ~ 7 Feb) - 22	22,411	96,507
2 nd week (8 ~ 14 Feb)- 22	24,871	
3 rd week (15 ~ 21 Feb)- 22	25,766	
4 th week (22 ~ 28 Feb)- 22	23,459	
1 st Week (1 ~ 7 Mar) - 22	25,507	106,500
2 nd Week (8 ~ 14 Mar) - 22	24,891	
3 rd Week (15 ~ 21 Mar) - 22	24,918	
4 th Week (22 ~ 31 Mar) - 22	31,184	
1 st Week (1 ~ 7 Apr) - 22	19,523	62,980
2 nd Week (8 ~ 14 Apr) - 22	16,805	
3 rd Week (15 ~ 21 Apr) - 22	11,716	
4 th Week (22 ~ 30 Apr) - 22	14,936	
1 st Week (1 ~ 7 May) - 22	9,493	30,207
2 nd Week (8 ~ 14 May) - 22	6,009	
3 rd Week (15~21 May) - 22	5,600	
4 th Week (22~31 May) - 22	9,105	
1 st Week (1 ~ 7 June) - 22	6,555	32,856
2 nd Week (8 ~ 14 June) - 22	6,382	
3 rd Week (15 ~ 21 June) - 22	7,597	
4 th Week (22~30 June) - 22	12,322	
1 st Week (1 ~ 7 July) - 22	10,334	47,293
2 nd Week (8 ~ 14 July) - 22	10,622	
3 rd Week (15 ~ 21 July) - 22	11,056	
4 th Week (22 ~ 31 July) - 22	15,281	
1 st Week (1 ~ 7 Aug) - 22	11,046	37,760
2 nd Week (8 ~ 14 Aug) - 22	9,550	
3 rd Week (15 ~ 21 Aug) - 22	8,317	
4 th Week (22 ~ 31 Aug) - 22	8,847	
1 st Week (1 ~ 7 Sep) - 22	7,182	29,802
2 nd Week (8 ~ 14 Sep) - 22	6,408	
3 rd Week (15 ~ 21 Sep) - 22	7,478	
4 th Week (22 ~ 30 Sep) - 22	8,734	
1 st Week (1 ~7 Oct) - 22	8,614	42,026
2 nd Week (8 ~ 14 Oct) - 22	9,125	
3 rd Week (15 ~ 21 Oct) - 22	9,968	
4 th Week (22 ~ 31 Oct) - 22	14,319	

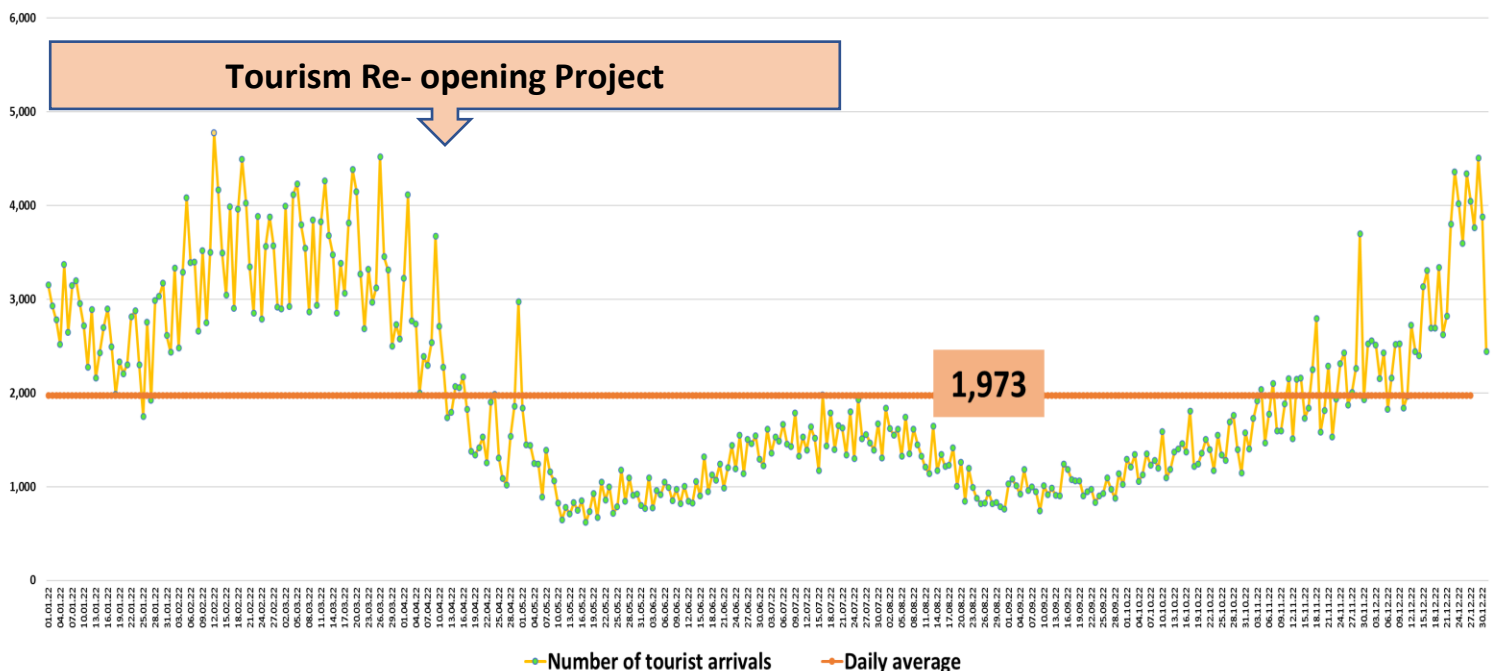
Week	Number of tourists	Total
1 st Week (1 ~7 Nov) - 22	12,431	59,759
2 nd Week (8 ~14 Nov) - 22	13,051	
3 rd Week (15 ~21 Nov) - 22	14,298	
4 th Week (22 ~ 30 Nov) - 22	19,979	
1 st Week (1 ~7 Dec) - 22	16,169	91,961
2 nd Week (8 ~14 Dec) - 22	16,418	
3 rd Week (15-21 Dec) - 22	20,610	
4 th Week (22-31 Dec) - 22	38,764	

Weekly distribution of tourist arrivals - August 2021 to December (1st – 31st)2022



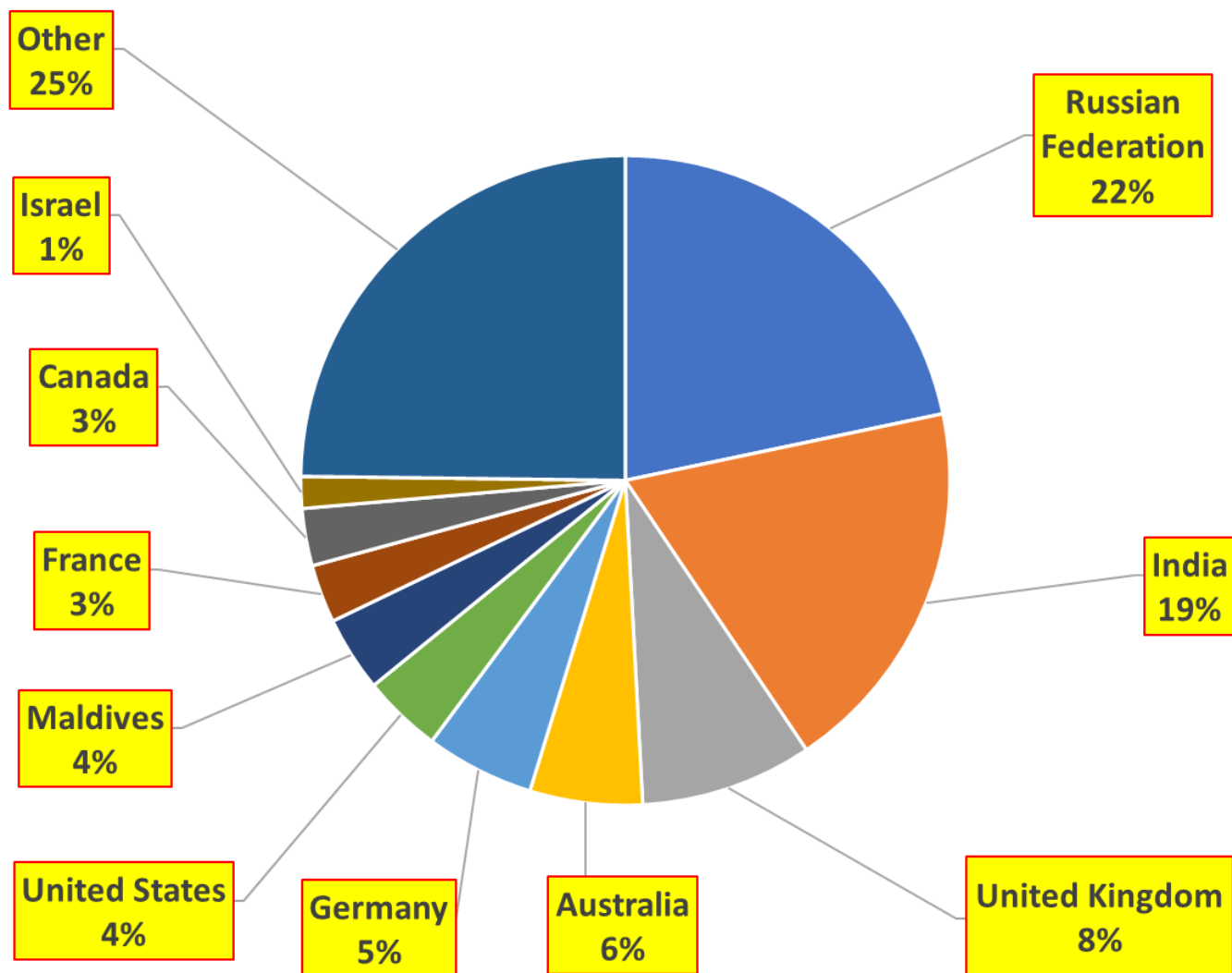
Daily trend of tourists arrivals , 2022

Tourist arrival trend - 2022



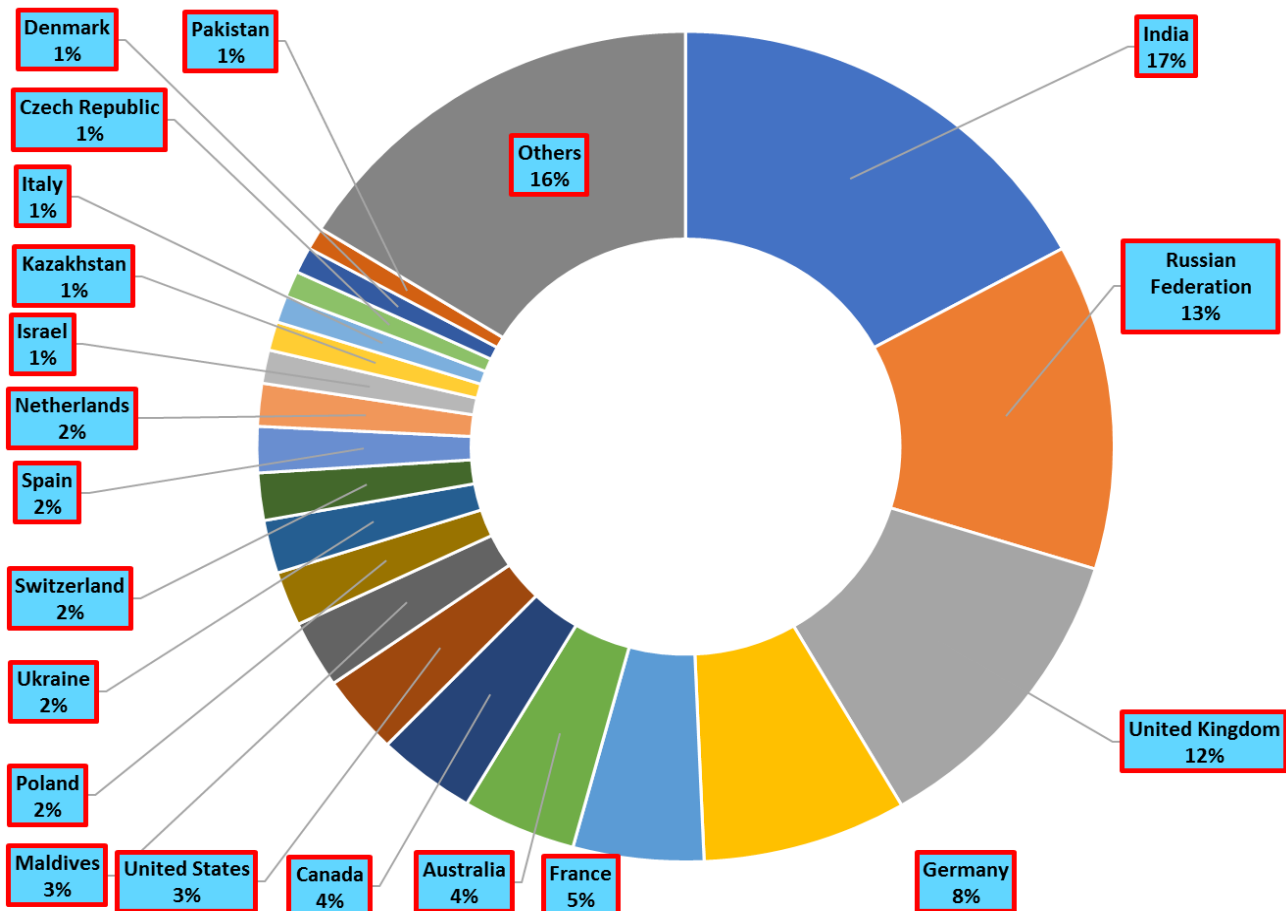
Top ten source markets - December - 2022

Rank	Country	Number of tourists
1	Russian Federation	19,963
2	India	17,350
3	United Kingdom	7,879
4	Australia	5,158
5	Germany	4,984
6	United States	3,638
7	Maldives	3,444
8	France	2,665
9	Canada	2,618
10	Israel	1,457
11	Other	22,805
	TOTAL	91,961

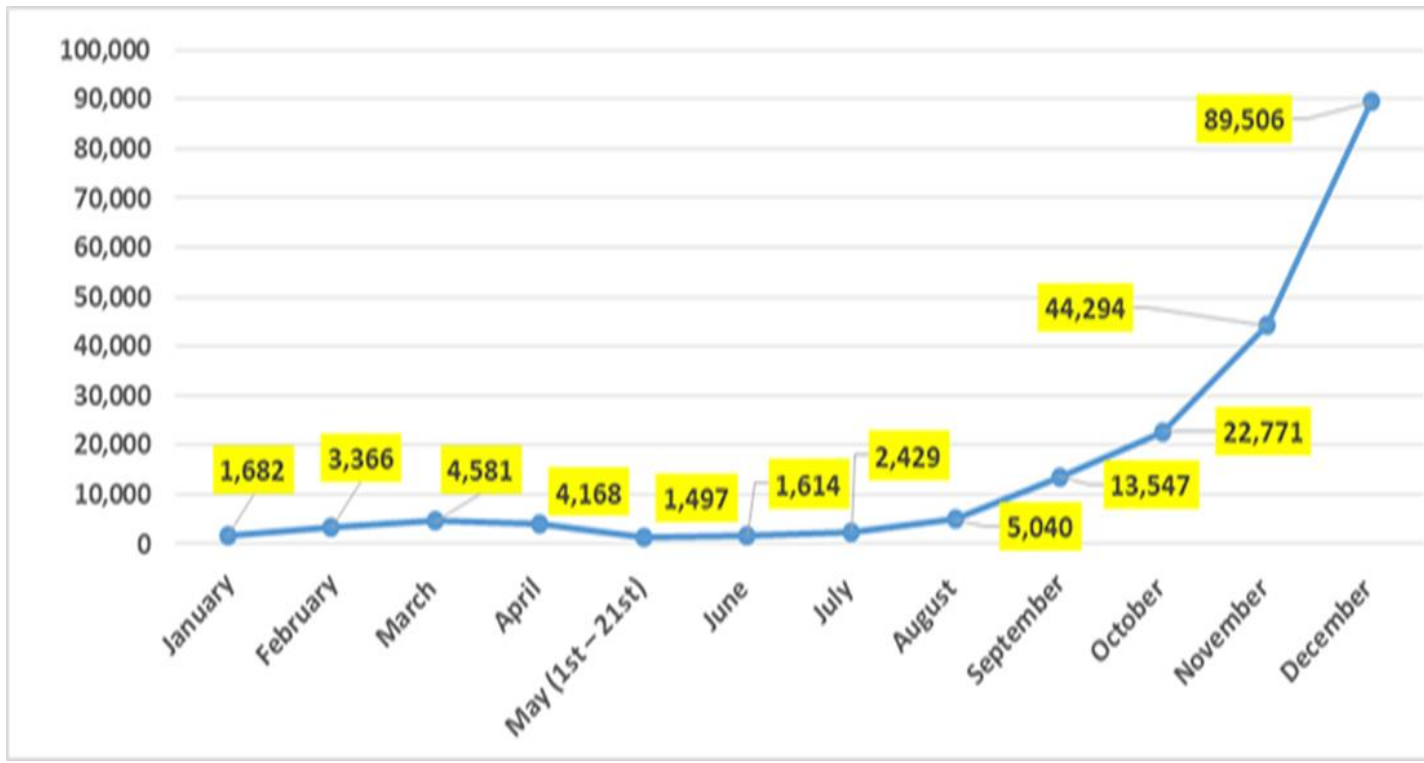


Top twenty source markets – January ~ December 2022

Rank	Country	Number of tourists
1	India	123,004
2	Russian Federation	91,272
3	United Kingdom	85,187
4	Germany	55,542
5	France	35,467
6	Australia	30,924
7	Canada	26,845
8	United States	22,230
9	Maldives	18,880
10	Poland	15,195
11	Ukraine	14,917
12	Switzerland	13,260
13	Spain	12,895
14	Netherlands	11,987
15	Israel	9,326
16	Kazakhstan	8,068
17	Italy	7,449
18	Czech Republic	7,350
19	Denmark	7,278
20	Pakistan	6,260
	Others	116,642
	TOTAL	719,978



Number of tourists arrivals by month January – December 2021



Number of tourist arrivals from top twenty source markets – 2018 & 2019

